

SUNSHINE PRIMARY CLUB

Single Student Subscription

Quick Start Guide

1. Log in from the “Student Login” button with your username and password.

The login screen for Sunshine Primary Club. It features the club's logo at the top, a cartoon illustration of a girl, a tiger, a frog, and a chicken, and two input fields for a username (containing 'abe') and a password (masked with dots). A 'Sign In' button is at the bottom.

2. The single student subscription gives the user access to the complete library of 282 e-books and activities.

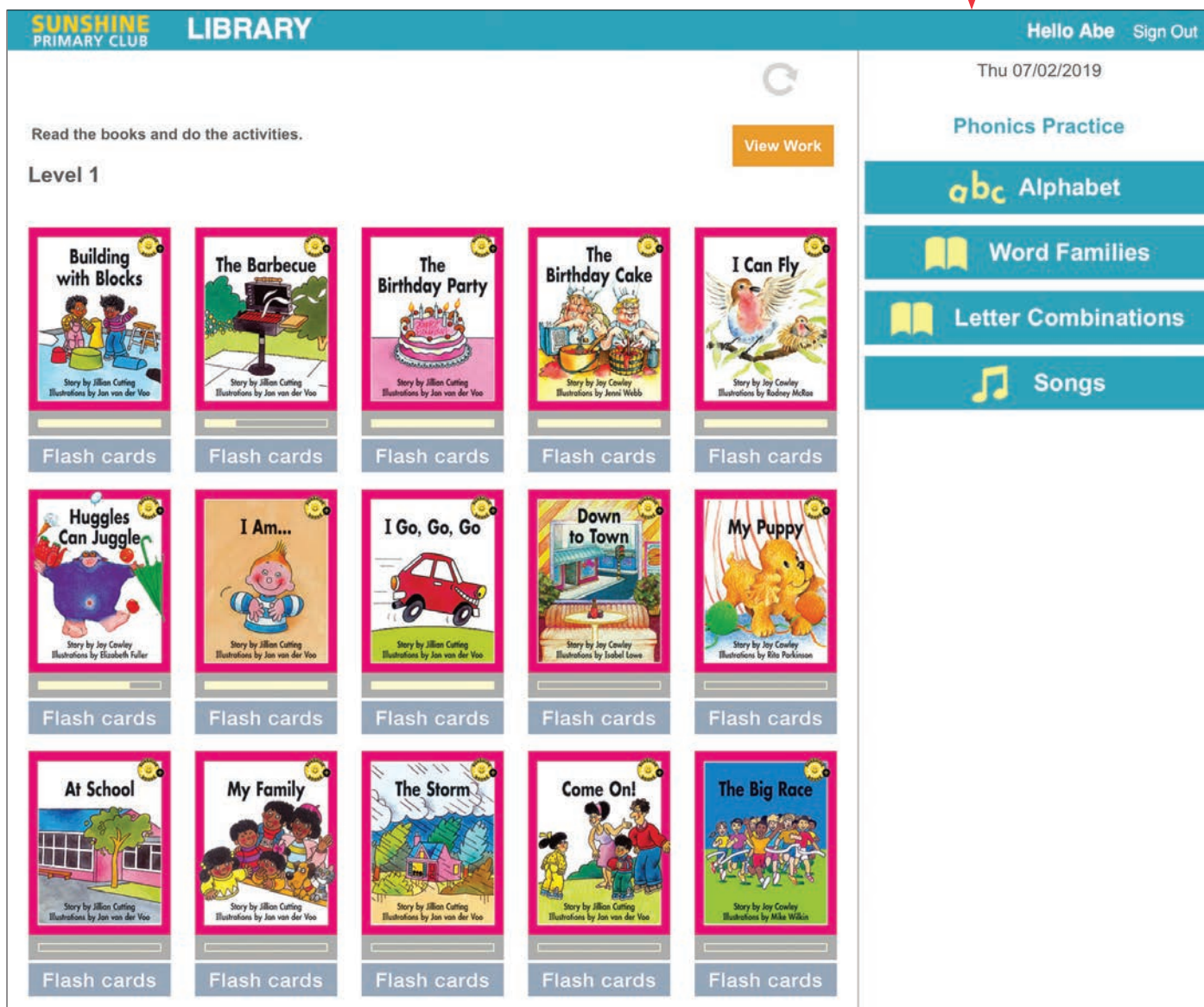


Read the following steps to learn more...

Logging In

The “Single Student” subscription gives the student access to the complete library of 282 e-books and activities, without any management system. The user can log in using the username (email address) and password that is included in the sign-up email.

Go to sunshineprimaryclub.com and log in from the “Student Login” button.



The E-books

From their Library, students click on a title to download the book and its activities.



Key words from the book. Five words for levels 1–12 and 10 words for levels 13–19. Words are read out with high-lighting.

Select this button for a timed read.

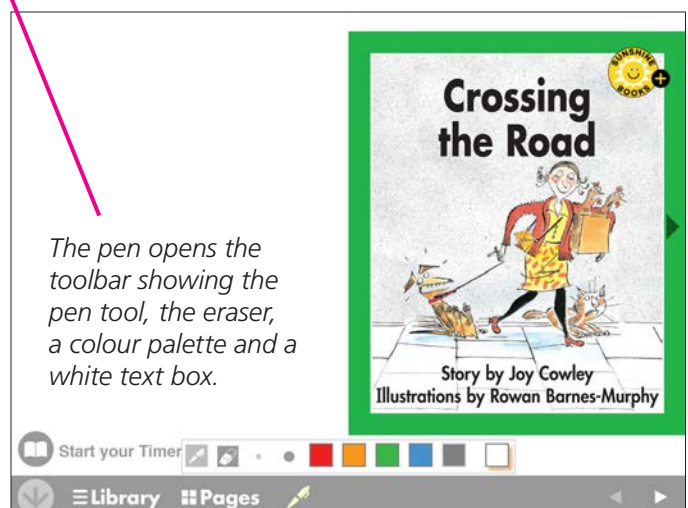

The arrow opens and closes the navigation bar.

"Library" takes the student back to their Library and exits the book.

Select the text to hear the text read out with high-lighting.

An arrow here navigates forwards through the book.

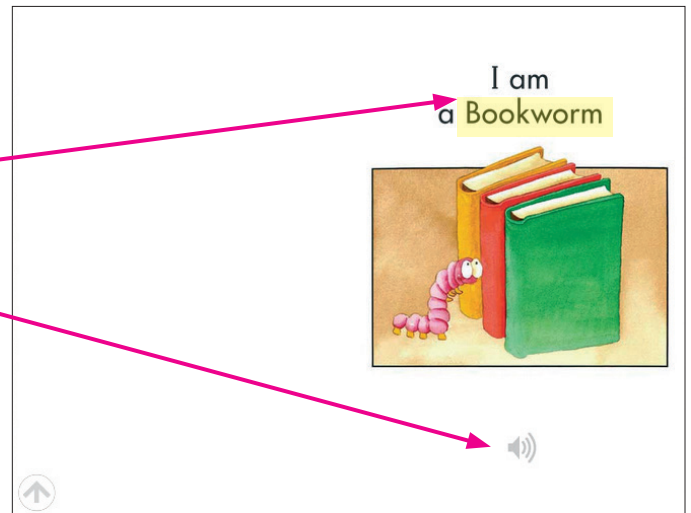
These arrows navigate backwards and forwards through the book.



The E-books - Levels 1-5

Texts up to level 5 work differently than later texts.

- Individual words are clickable.
- The speaker icon reads all the text on the page.
- Text is high-lighted word by word.

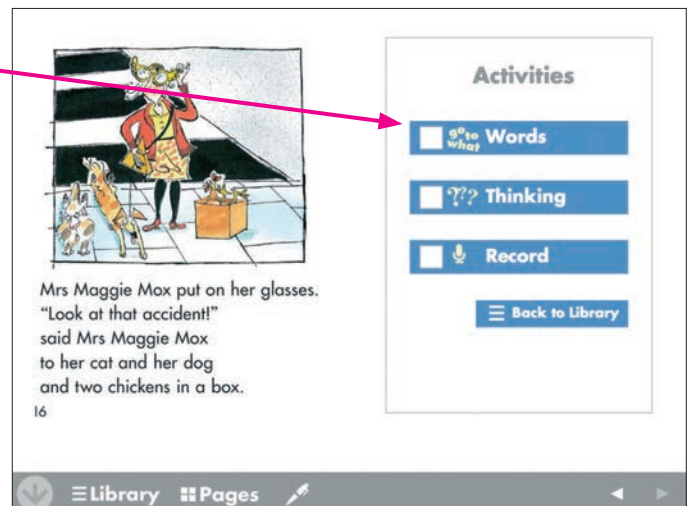


The Activities

The Activities menu comes at the end of the e-book. There are three or four activities associated with each book.

After each activity is saved, the student will see a message stating that the data has been saved successfully.

The results are accessible to the student.

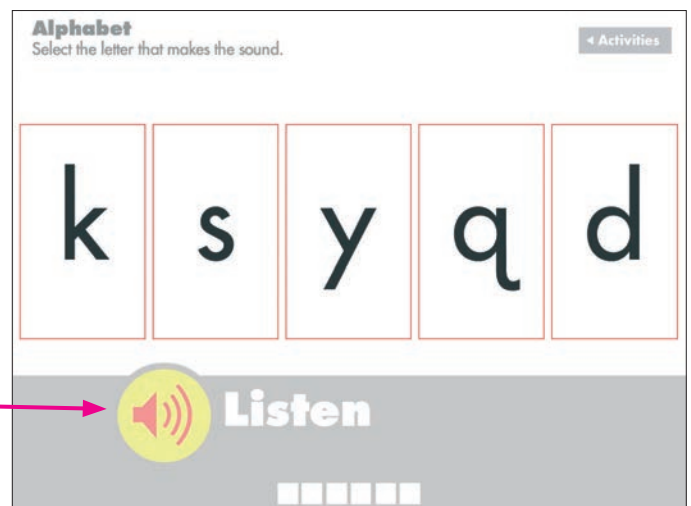


Alphabet Activity

Alphabet activities are at levels 1–8. The Alphabet activities all follow a similar format. They consist of:

- Write the Alphabet
- Letter Names
- Letter Sounds
- Initial Sounds

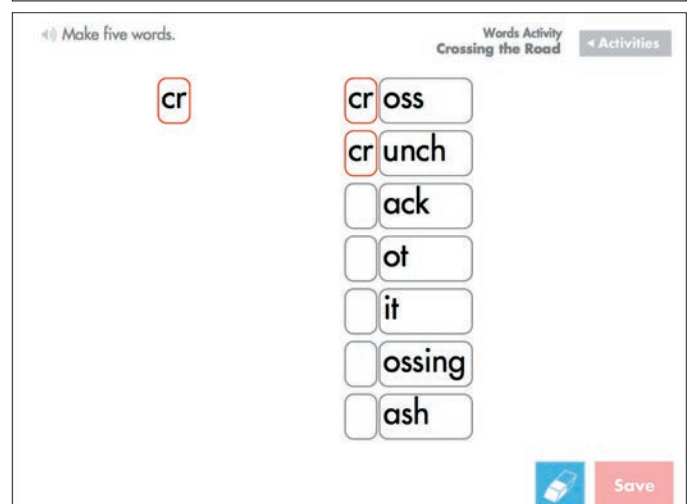
This alphabet activity requires students to select the letter they hear. When each activity is completed, click **Save** to save the results.



Words Activity

After completing each **Words** activity, select **Save** to save the data.

The eraser tool undoes any work.



Thinking Activity

The **Thinking** activity at levels 13–19 is a quiz that explores the student's comprehension of the e-book.

Select an answer, then click on **Next**.

At the end of each quiz, click **Save** to save the score.

Read the question and choose the correct answer.

Thinking Activity
Crossing the Road

◀ Activities

I. Who caused the accident?

- A.** the chickens
- B.** the dog
- C.** Mrs Maggie Mox


Next

Record Activity

The **Record** activity allows students to record their reading of all or part of the text.

Select **Go** and move through the text using the red arrow - bottom right.

Crossing the Road



Start Recording

GO



When finished, select **Stop** to stop the recording.

There is a speaker icon to listen to the recording before saving. If satisfied, click **Save** to save the recording.

◀ Activities



The traffic office
the truck with to

Stop recording?

Yes

No

STOP

anker ran into
ic officers.

10

11

Notifications and Results

On completion of each unit of work, the student will get a notification to view the results.

The screenshot shows the 'LIBRARY' section of the Sunshine Primary Club interface. A pink oval highlights the 'Notifications' bell icon in the top navigation bar, which has a red '2' indicating two notifications. A pink arrow points from this icon to a notification pop-up box. The pop-up box has a blue header with the text 'Click View Work to see your results' and a 'View Work' button. The main content of the pop-up says 'Hi Amy Adams' and 'Results are now available for :'. It lists two items: 'Crossing the Road - Level 14 - set on 13/08/2018' and 'Little Car - Recording - Level 12 - set on 13/08/2018'. The background shows the library interface with book covers like 'Little Car' and 'The Hermit Crab', and a sidebar with 'Phonics Practice' links.

In the **My Results** section, **View Details** is now unlocked, and the user can click on this to see their results in more detail.

Recordings are saved and can be accessed from the **Listen** button.

The screenshot shows the 'MY RESULTS' section of the Sunshine Primary Club interface. A pink arrow points from the 'View Details' button in the 'Crossing the Road' row to the text 'View Details is now unlocked'. Another pink arrow points from the 'Listen' button in the 'Crossing the Road' row to the text 'Recordings are saved and can be accessed from the Listen button'. A third pink arrow points from the 'History' button in the 'Little Car' row to the text 'The History button displays the results of previous saved activities'. The interface includes a 'Back to Library' button, a 'Currently Assigned Work for : Amy Adams' label, and a 'View Work History by Level' dropdown. The main table lists assigned work with columns for Title, Date Assigned, Date Completed, Reading Time, Activities, and Recording.

Title	Date Assigned	Date Completed	Reading Time	Activities	Recording
Crossing the Road Level 14 History	13/08/2018	13/08/2018	Read - 36 sec	Thinking : 20% View Details Word : 80% View Details	Error- Accuracy- % Listen Comments:
Little Car Level 12 History	13/08/2018	13/08/2018	Read - not timed	Thinking : 56% View Details Word : 80% View Details	Error- Accuracy- Listen Comments:
Two Stupid Cats Level 12	13/08/2018	Not Complete	Unread	Word : % View Details	Error- Accuracy- % Listen

The **History** button displays the results of previous saved activities.

Phonics Practice

Extra content is available from the side-bar. Apart from a tick or yellow completion bar, this content is not tracked.

SUNSHINE
PRIMARY CLUB

LIBRARY

Notifications

Hello Amy Adams

Sign Out

Read the books and do the activities.

Mon 25/03/2019

Phonics Practice

[abc Alphabet](#)

[Word Families](#)

[Letter Combinations](#)

[Songs](#)

Level 12

Flash cards

Flash cards

Flash cards

Flash cards

Flash cards

Flash cards

Flash cards

Flash cards

Flash cards


Flash cards

Alphabet

The alphabet section contains 26 interactive e-books. At the end of the e-book there is an activity to identify the letter. There is also an alphabet rap and a game to reinforce the alphabetic principle – both lower and upper case letters.

Word Families

There are 32 word family e-books that offer students opportunities to explore and develop awareness of the onsets and rimes that make up words. Each story has an activity to reinforce the word family and a game to consolidate skills.



Letter Combinations

There are 24 letter combination e-books that offer students opportunities to develop understanding of sound-letter relationships. Each story has an activity to reinforce the letter combination and a game to consolidate skills.

Songs

Through songs, students are exposed to the sounds of language and a wider variety of words to enrich their vocabulary.

